

Tubing Adapter Kit Instruction for Use

Product # 14-4051
patent pending

FIGURE 1
Adapter kit with 6' gathered accordian sleeve in sterile chevron pouch.




FIGURE 2
Peal open sterile pouch.




FIGURE 3
Insert handpiece through card into Y connector, at distal end of pouch.




FIGURE 4
Connect suction tubing.

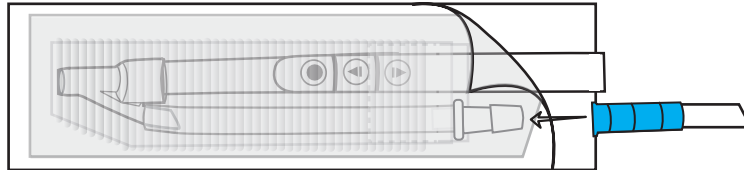


FIGURE 5
Remove sterile chevron pouch. Pull card support to extend 6' gathered sleeve to cover full length of cord & tubing.

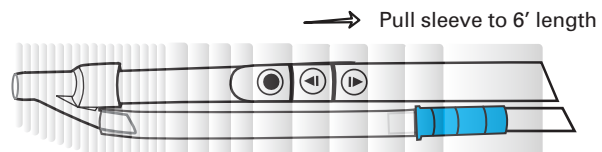


FIGURE 6
Insert special high-flow electrode tip.

